



**WILD POD  
STARTER'S KIT**

## The Wild Pod

Bite, tear and claw your way through the competition with the creatures of the red Wild Pod. The red units aren't the fastest or most powerful in the game, but they have the special ability to eat other units and repair themselves.

**Strengths:** Lots of deconstructing units and special abilities, plus the eat action

**Weaknesses:** Not very maneuverable on the board, and less powerful than green units

**Strategy tips:** Against a blue or yellow pod, play defensively and keep faster enemy units from scoring. Against green, use your flying units to score quickly while you keep any advancing robots at bay.

## Game Summary

In X-Pod Play Off, you and your opponent use your X-Pod bricks to build units, deploy them on the board, and the opposition. To win, be the first player to move 3 units all the way across the board to your opponent's side.

## Setup

- 1) Select a board and get out your X-Pods.
- 2) Put your bricks down on your Inventory Sheet and find Plan Cards for the Wild Pod basic units: **Gorilla, King Crab, Rattler, Mantis, Stinging Ant, Moth, Minnow, and Big Red Creature**
- 3) Build any three units. If this is your very first game, build **Gorilla, Moth, and Stinging Ant**. Or try **King Crab, Moth, and Mantis**. Or two **Rattlers** and a **Mantis**. Always build your units to their highest level.
- 4) Pick your three X-tra cards. If this is your very first game, pick the **Move+1, Carry, and Decon+1** cards. Or you can pick any combination of those three X-Tra cards for your hand.
- 5) Flip any flat brick to see who goes first. The first player places his 3 units on his home row. Then the second player places his units. The first player also takes the first turn. On your first turn, you will probably **ACTIVATE** one of the units that are already on your home row.

## Quickstart Rules

### Turn Sequence

Each turn you must do one of the following things:

- BUILD one unit to its maximum level and put it in your X-Pod lid.
- PLACE one unit from your lid to your home row.
- ACTIVATE one unit already on the board. When you activate a unit, that unit can do one movement action and one special action.
- UNFREEZE one unit that has been scared or webbed. Turn that unit right side up.

### Movement actions:

**MOVE:** Move up to the move value on the board (non-diagonal moves only). You cannot move through or land on an obstacle square or a square with another unit.

**FLY:** Just like jump, except you can end your movement on an obstacle. You can never end your movement on top of another unit.

**JUMP:** Just like move, except that you can move over squares with obstacles and other units. You have to end your movement on an empty square.

**PUSH:** Push is the same as move, except that a pushing unit will push other units around the board if it bumps into them. Remember that a unit can push more than one unit at a time, and if units get pushed into walls and obstacles, they will be deconstructed.

### Special Actions:

**CARRY:** As you move, you can pick up an adjacent unit and then put it down in an adjacent square when you have finished moving. You can only put down the unit being carried in a square that the unit could normally occupy.

**REPAIR:** Heal 1 adjacent unit up 1 level. Repair ends your turn.

**SCARE:** Scare is an ability that allows a unit to freeze another unit. At the end of a player's turn, any unit with the Scare action freezes any adjacent enemy units. The frozen targets are flipped upside down, and cannot be activated or use any ability until they have been unfrozen. Freezing a unit does not cause it to lose any bricks.

**DECONSTRUCT:** Take an adjacent unit down 1 level. Deconstruct +1 takes a unit down 2 levels. A ranged deconstruct has a range in square (so Decon R2 can deconstruct exactly 2 squares away). Using the deconstruct action ends your turn.

**EAT:** Deconstruct any adjacent level 1 unit and go up 1 level. You can only eat a unit that is already at level 1. If you are at your maximum level you can still eat, but there is no repair effect. Eating ends your turn.

**WEB:** Web is a special action that allows a unit to Freeze another unit. To do so, the unit must be two spaces away from the target and end its turn with the Web action. The target is flipped upside down, and cannot be activated or use any ability until it has been unfrozen. Freezing a unit does not cause it to lose any bricks.

### X-Tra cards

You can play up to one X-Tra card on your turn. When you play one, discard it face-down next to the board.

### Scoring & Winning

As soon as you move one of your units into your opponent's home row, you immediately score. Take one brick from the scoring unit and put it in your X-Pod to keep score. When your opponent scores, if you have used any of your X-Tra cards, you can take one back into your hand.

To win, be the first to move three of your units into your opponent's home row.

## Starting options:

1

Gorilla  
Moth  
Stinging Ant

2

King Crab  
Moth  
Mantis


3

Rattler  
Rattler  
Mantis


## X-tras

\*

Move +1  
Carry  
Decon+1




Wild Pod



Gorilla


level 1



parts: 26, 36(x2)  
11, 2

→ actions: eat

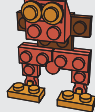
level 3



parts: 11(x2), 19(x2)

→ actions:  
move 2, decon  
carry, eat


level 2



parts: 11, 14(x2)  
15(x2)

→ actions: move 2, eat


level 3




parts: 11(x2), 19(x2)


→ actions:  
move 2, decon  
carry, eat

© 2004 The LEGO Group






Wild Pod



King Crab

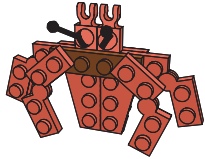
level 1



parts: 6, 14(x2)  
40(x2)

→ actions: eat


level 3



parts: 16(x2)

→ actions:  
move 2, decon  
eat

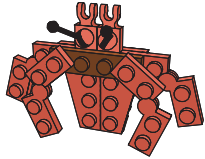
level 2



parts: 11(x4)

→ actions: move 1, decon  
eat


level 3




parts: 16(x2)


→ actions:  
move 2, decon  
eat

© 2004 The LEGO Group






Wild Pod



Rattler

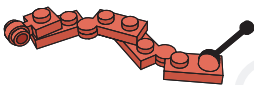
level 1



parts: 11, 19

→ actions: eat


level 2




parts: 11, 40


→ actions:  
move 2  
decon, eat

© 2004 The LEGO Group



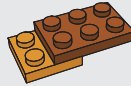


Wild Pod



Mantis

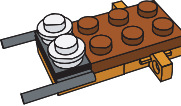
level 1



parts: 2, 3

→ actions: eat

level 2



parts: 15(x2), 13  
36(x2)

→ actions:  
move 1  
decon, eat

© 2004 The LEGO Group





Starting options:

1

Gorilla  
Moth  
Stinging Ant

2

King Crab  
Moth  
Mantis

3

Rattler  
Rattler  
Mantis

X-tras

\*

Move +1  
Carry  
Decon +1

Wild Pod  Stinging Ant


level 1 





parts: 14, 36, 40 → actions: move 1, decon

© 2004 The LEGO Group 


K-POD K-POD K-POD K-POD K-POD K-POD K-POD K-POD K-POD K-POD K-POD K-POD


Wild Pod  Moth

level 1 




parts: 13, 39(x2)  
36(x2) → actions: eat

level 2 



parts: 17(x2) → actions: fly2, eat

© 2004 The LEGO Group 

K-POD K-POD K-POD K-POD K-POD K-POD K-POD K-POD K-POD K-POD K-POD K-POD

Wild Pod  Minnow


level 1 




parts: 24, 36 → actions: move 1

© 2004 The LEGO Group 


K-POD K-POD K-POD K-POD K-POD K-POD K-POD K-POD K-POD K-POD K-POD K-POD

Wild Pod  Big Red Creature

level 1 


2 → actions: eat

parts: any 2 bricks

level 2 

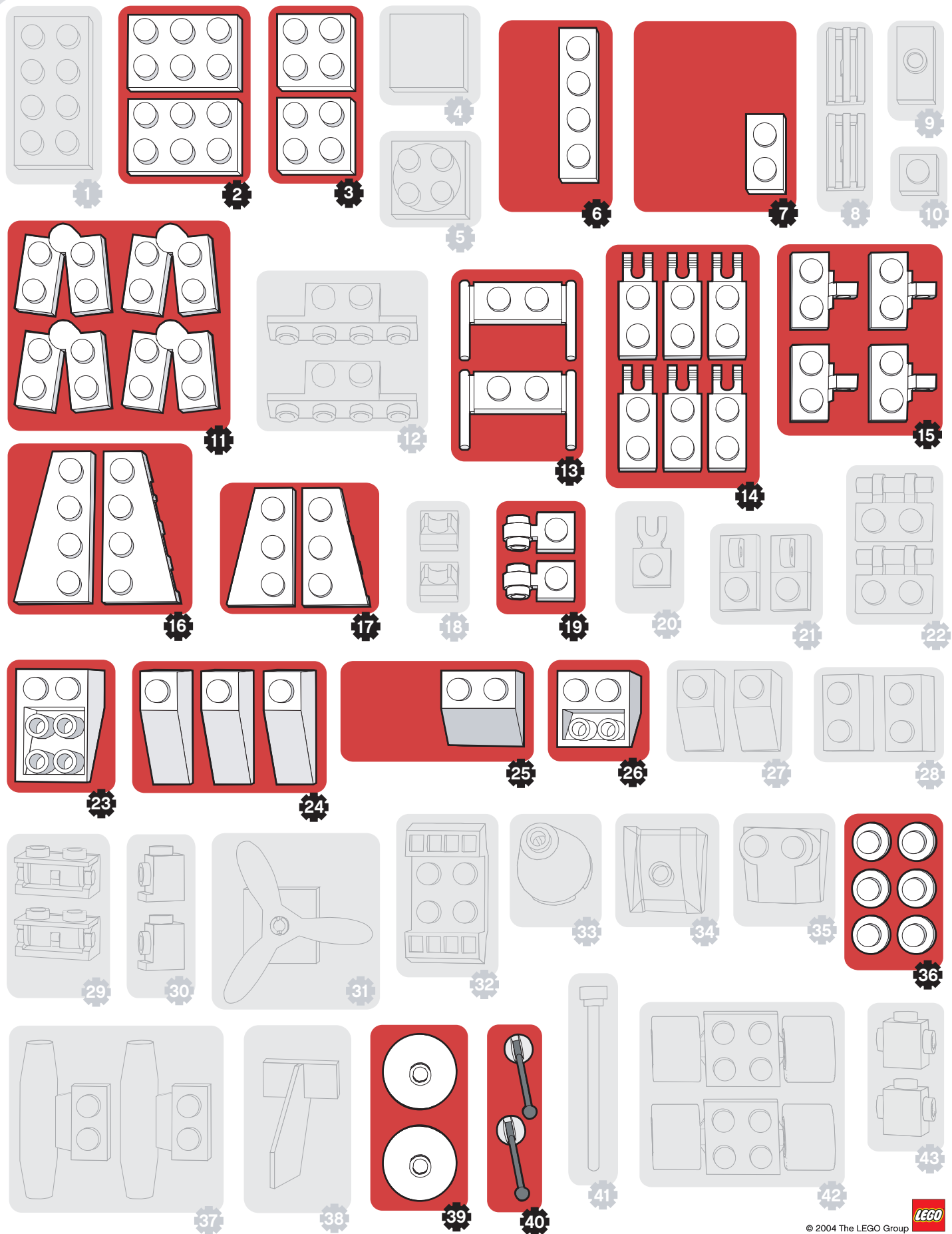
9 → actions: move 2, eat

parts: + any 7 bricks

© 2004 The LEGO Group 

K-POD K-POD K-POD K-POD K-POD K-POD K-POD K-POD K-POD K-POD K-POD K-POD

# Wild Pod inventory sheet



**X-TRA**

**MOVE +1**

Play this X-tra just before you move a unit.

This turn, the unit gains +1 to its move, jump, or fly movement action. A unit with no movement action will get a move 1 ability from this card.

© 2004 The LEGO Group 

H-POD H-POD H-POD H-POD H-POD H-POD H-POD H-POD H-POD H-POD

**X-TRA**

**CARRY**

Play this X-tra just before you move a unit.

This turn, the unit gains the carry special action.

© 2004 The LEGO Group 

H-POD H-POD H-POD H-POD H-POD H-POD H-POD H-POD H-POD H-POD

**X-TRA**

**DECON +1**

Play this X-tra when you have finished moving a unit.

This turn, the unit gains +1 level to its deconstruct action. A unit without the deconstruct action will get a normal deconstruct ability from this card.

© 2004 The LEGO Group 

H-POD H-POD H-POD H-POD H-POD H-POD H-POD H-POD H-POD H-POD

**X-TRA**

**MOVE +1**

Play this X-tra just before you move a unit.

This turn, the unit gains +1 to its move, jump, or fly movement action. A unit with no movement action will get a move 1 ability from this card.

© 2004 The LEGO Group 

H-POD H-POD H-POD H-POD H-POD H-POD H-POD H-POD H-POD H-POD

**X-TRA**

**CARRY**

Play this X-tra just before you move a unit.

This turn, the unit gains the carry special action.

© 2004 The LEGO Group 

H-POD H-POD H-POD H-POD H-POD H-POD H-POD H-POD H-POD H-POD

**X-TRA**

**DECON +1**

Play this X-tra when you have finished moving a unit.

This turn, the unit gains +1 level to its deconstruct action. A unit without the deconstruct action will get a normal deconstruct ability from this card.

© 2004 The LEGO Group 

H-POD H-POD H-POD H-POD H-POD H-POD H-POD H-POD H-POD H-POD

**X-TRA**

**MOVE +1**

Play this X-tra just before you move a unit.

This turn, the unit gains +1 to its move, jump, or fly movement action. A unit with no movement action will get a move 1 ability from this card.

© 2004 The LEGO Group 

H-POD H-POD H-POD H-POD H-POD H-POD H-POD H-POD H-POD H-POD

**X-TRA**

**CARRY**

Play this X-tra just before you move a unit.

This turn, the unit gains the carry special action.

© 2004 The LEGO Group 

H-POD H-POD H-POD H-POD H-POD H-POD H-POD H-POD H-POD H-POD

**X-TRA**

**DECON +1**

Play this X-tra when you have finished moving a unit.

This turn, the unit gains +1 level to its deconstruct action. A unit without the deconstruct action will get a normal deconstruct ability from this card.

© 2004 The LEGO Group 

H-POD H-POD H-POD H-POD H-POD H-POD H-POD H-POD H-POD H-POD